

College and Career Readiness Indicators (CCRI)

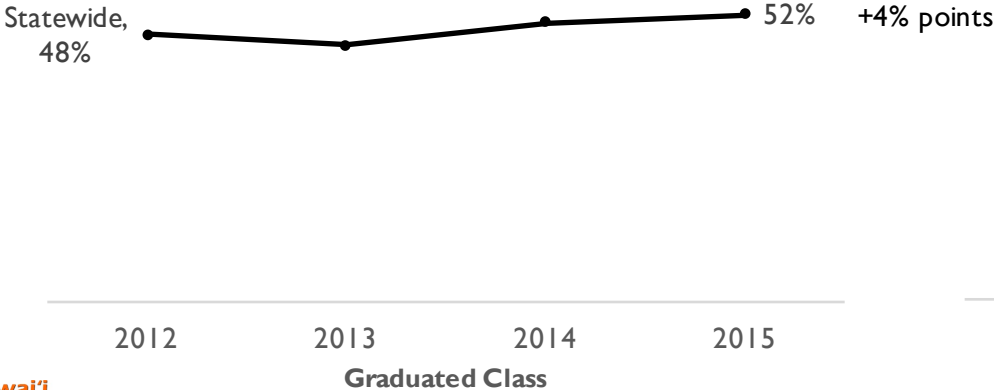
College and Career Readiness Indicators James Campbell High School						
Class of:	School			Statewide		
	2013	2014	2015	2013	2014	2015
High School Outcomes						
High School Completers ¹	635	619	672	11,275	11,216	10,927
Diploma Type (% of completers)						
BOE Recognition	20%	18%	18%	15%	14%	14%
Regular	79%	82%	82%	83%	85%	85%
Certificates of Completion	1%	0%	0%	2%	1%	1%
On-time Graduation Rate ²	85%	83%	88%	82%	82%	82%
Hawai'i State Assessments (% Proficient) ³						
Reading	73%	75%	77%	67%	72%	72%
Math	59%	64%	61%	55%	60%	60%
Science	19%	29%	24%	22%	22%	34%
Advanced Placement (AP)						
# (%) of completers taking AP exams	248 (39%)	211 (34%)	228 (34%)	3,022 (27%)	3,158 (28%)	3,268 (30%)
# (%) scoring 23 on at least one exam	77 (31%)	71 (34%)	70 (31%)	1,245 (41%)	1,355 (43%)	1,379 (42%)
Average # of exams taken per student	2.3	2.5	2.0	2.2	2.3	2.2
# (%) of exams that were scored 23	145 (26%)	150 (28%)	134 (29%)	2,616 (39%)	2,844 (40%)	2,921 (40%)
Dual Credit Participants ⁴						
25 (4%)	32 (5%)	41 (6%)	723 (6%)	879 (8%)	1,058 (10%)	
Earned 2-6 credits (% of participants)	12%	6%	37%	41%	37%	39%
ACT (Avg. Scores)						
# (%) of completers taking ACT	*	497 (80%)	524 (78%)	*	9,500 (85%)	9,521 (87%)
English / Reading	*	15.2 / 16.7	15.6 / 16.7	*	15.8 / 17.4	16.0 / 17.6
Mathematics / Science	*	17.5 / 16.0	17.5 / 16.9	*	18.2 / 17.2	18.2 / 17.6
Combined Eng-Writing / Composite Score	*	15.4 / 16.5	15.5 / 16.8	*	15.8 / 17.3	15.7 / 17.5
College Enrollment						
College Access Nationwide, Fall ⁵	50%	50%	51%	54%	56%	56%
2-year / 4-year (% of completers) ⁶	24% / 26%	26% / 24%	26% / 25%	26% / 28%	26% / 30%	25% / 31%
College Access Nationwide, 16 month ⁷	56%	56%	*	62%	62%	*
College Access, University of Hawai'i, Fall	196 (31%)	190 (31%)	211 (31%)	4,258 (38%)	4,136 (37%)	3,956 (36%)
2-year / 4-year (% of completers) ⁸	20% / 11%	21% / 10%	23% / 8%	26% / 12%	26% / 11%	25% / 11%
High School to College Transition (University of Hawai'i System)						
Mathematics: # (%) enrolled in UH						
College-level	53 (27%)	44 (23%)	48 (23%)	1,128 (27%)	1,100 (27%)	1,058 (27%)
College Credit Earned While in High School ⁹	0 (0%)	2 (1%)	4 (2%)	53 (1%)	186 (4%)	198 (5%)
Remedial or Developmental	56 (29%)	66 (35%)	65 (31%)	1,342 (32%)	1,280 (31%)	1,101 (28%)
"Other" ⁹	5 (2%)	6 (3%)	6 (3%)	209 (5%)	148 (4%)	130 (3%)
Not Enrolled in Any Mathematics Course	82 (42%)	72 (38%)	88 (42%)	1,516 (35%)	1,422 (34%)	1,469 (37%)
English: # (%) enrolled in UH						
College-level	81 (41%)	81 (43%)	92 (44%)	1,728 (41%)	1,754 (42%)	1,670 (42%)
College Credit Earned While in High School ⁹	7 (4%)	7 (4%)	11 (5%)	188 (4%)	277 (7%)	334 (8%)
Remedial or Developmental	73 (37%)	69 (36%)	60 (28%)	1,311 (31%)	1,221 (30%)	976 (25%)
"Other" ⁹	0 (0%)	0 (0%)	0 (0%)	52 (1%)	35 (1%)	39 (1%)
Not Enrolled in Any English Course	35 (18%)	33 (17%)	48 (23%)	979 (23%)	849 (21%)	937 (24%)

- High school feedback report
 - Introduced in 2009 for the Class of 2008
 - Created for each Hawai'i DOE graduating class by school

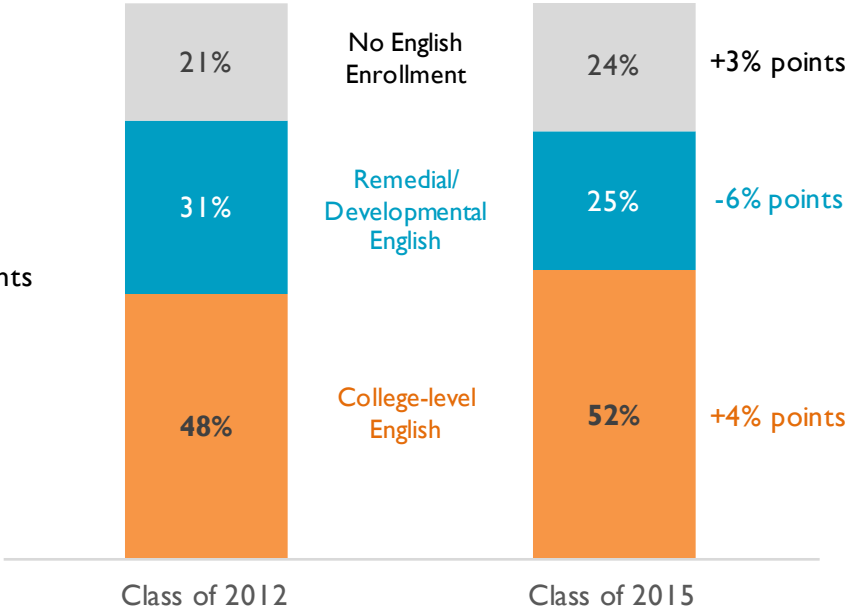
High School to College Transition

Statewide

More Graduates Ready for College-level English

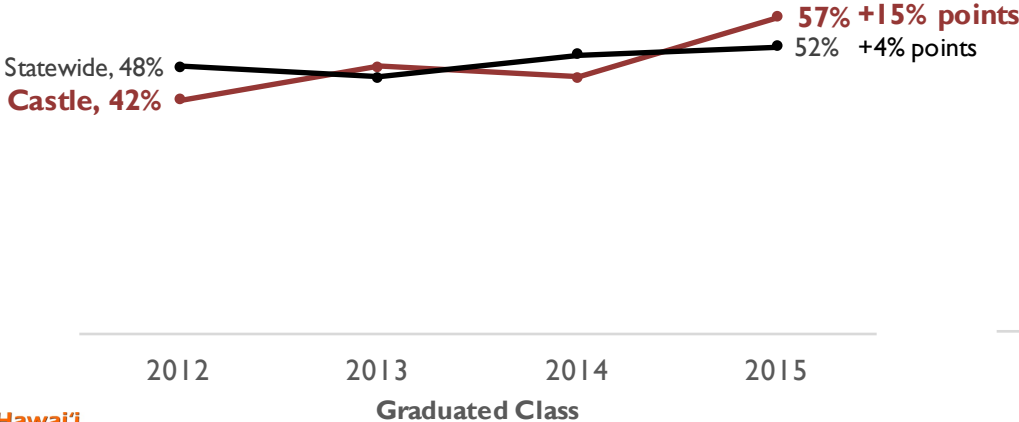


First Fall English Enrollment at UH

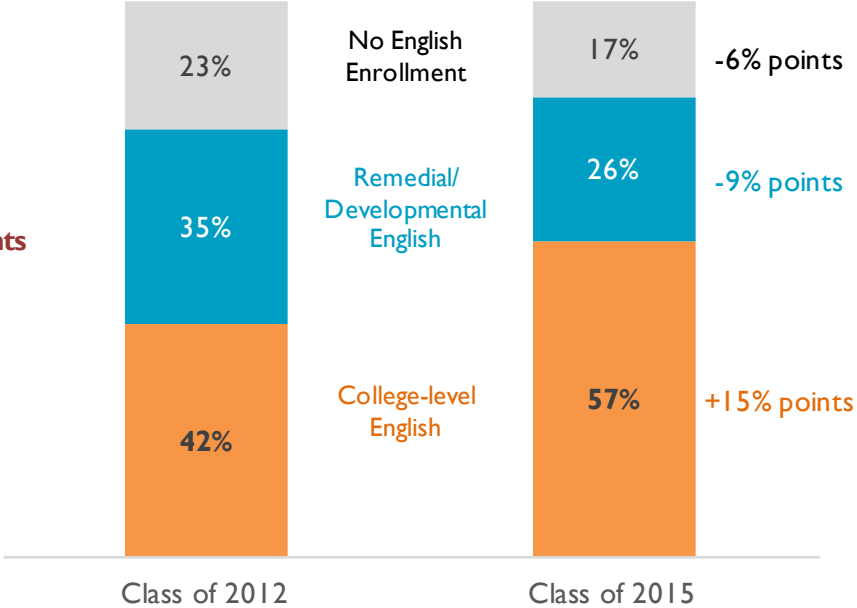


Castle High School

More Graduates Ready for College-level English

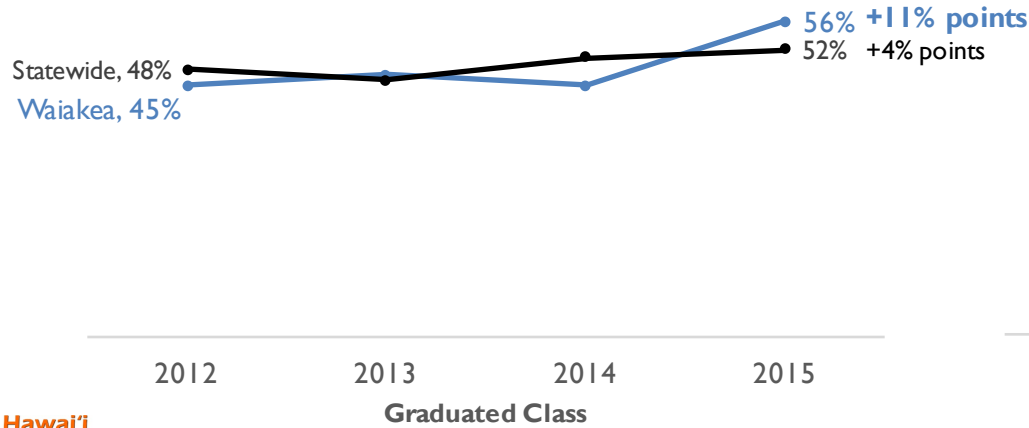


First Fall English Enrollment at UH

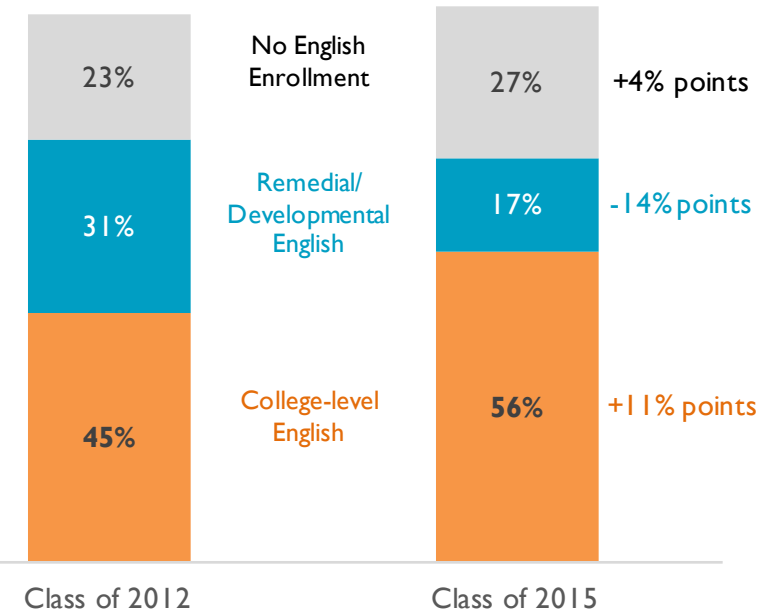


Waiakea High School

More Graduates Ready for College-level English

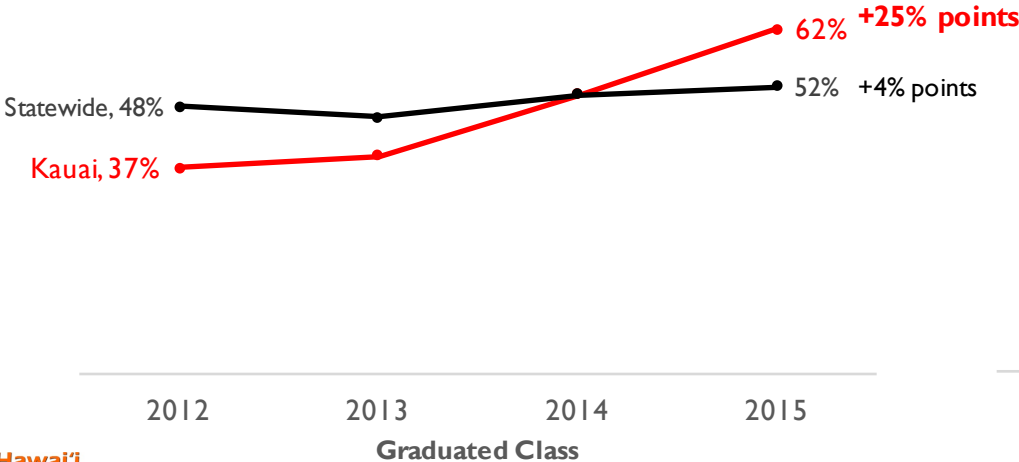


First Fall English Enrollment at UH

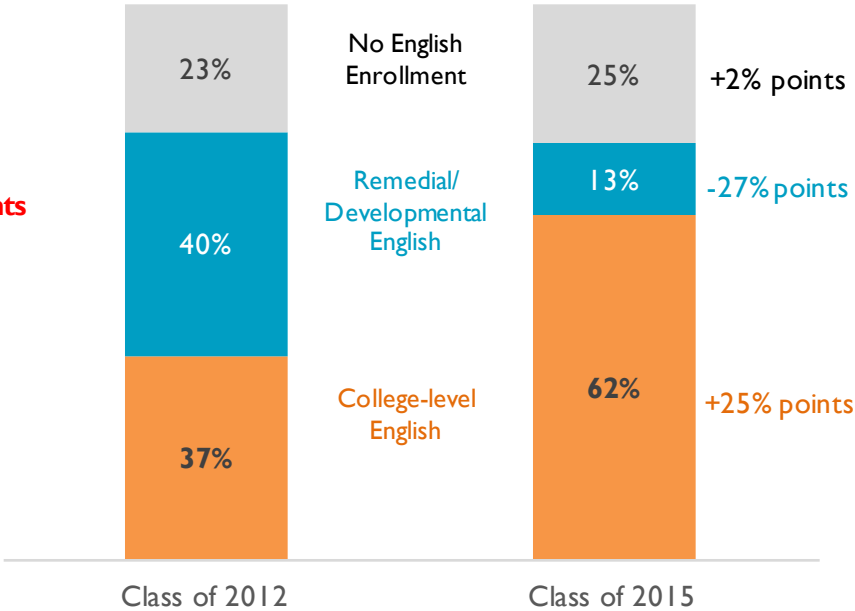


Kauai High School

More Graduates Ready for College-level English

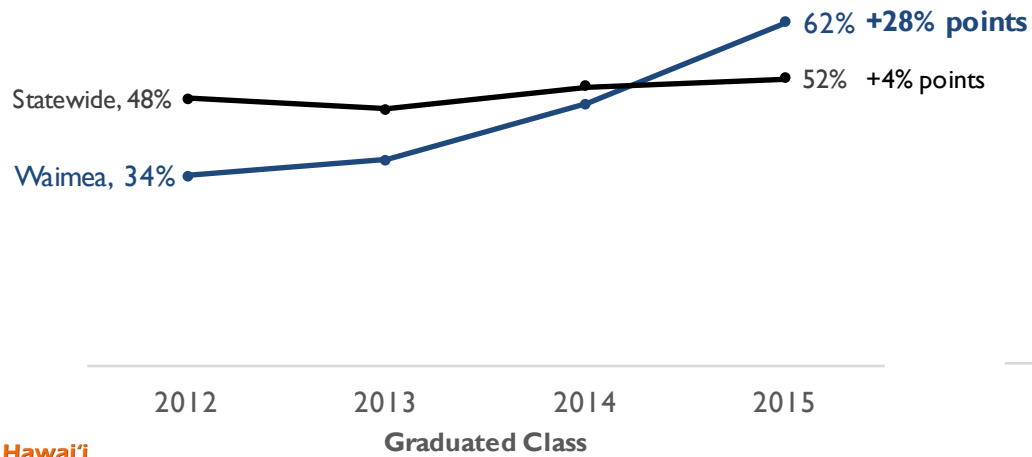


First Fall English Enrollment at UH



Waimea High School

More Graduates Ready for College-level English



First Fall English Enrollment at UH

